


Skills to Practice and Learn

Learn to tie your shoes.	Learn to cut more accurately using the scissors.	Colour in using felts, jovis or pencils. Colour in the line, leave no white gaps.	Practice forming your letters and numbers.
Learn how to complete a puzzle or play a new board game. Learn to take turns.	Practice counting to 20, 50, 100 and skip counting in 2s, 5s and 10s.	Learn some nursery rhymes.	Practice saying the alphabet.
Learn how to set the table for dinner.	Practice riding your bike.	Practice kicking a ball into a goal, shooting a ball in a hoop or dribbling a ball.	Practice bouncing a ball on a racquet.
Learn how to make a sandwich or make your lunch for school.	Learn how to fold the laundry so you can help your parents.	Learn and practice your times tables, number bonds and doubles.	Intermediates: Learn to tie a tie for your winter uniform.

Junior Reading

Read to your soft toy.	Be read to by an adult.	Video yourself reading.	Read with a focus on using expression when someone is talking.
Go online to Get Epic and find a play to read. Practice becoming the character. Can you act it out?	Read a book and answer these questions: Who is the character? Where was it set? What is the problem? How was the problem solved?	Design a new book cover for your favourite book.	Draw a character from your book. Write adjectives to describe them around the outside.
After reading your favourite book, draw a picture to show what happened at the beginning, middle and end. Add a sentence or two to explain what your picture is showing.	Watch a video/read a book about an unusual animal or an animal you want to find out about. Record the facts you learnt.	In your books, find some compound words. Can you draw a picture for each part of the compound word 	Write down 20 words from your book. Can you write these words in alphabetical order?
Listen to books on storylineonline Complete any of the activities attached to the books (adult support needed).	To read some ready to read books at your child's reading level, click on the link above and select the colour they are reading at. You can listen to the book online.	Read and practice different nursery rhymes.	Create a sock puppet and pretend to be character from the story or use it to read a story.

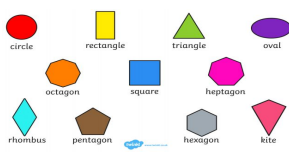

Junior Reading Books

Read Rainbow Fish and create a rainbow fish. List ways we can be a good friend too.	Read Giraffes Can't Dance and write about something you couldn't do, but once you tried you could do it. Design a Giraffe that dances.	Read The Very Hungry Caterpillar and make/draw a caterpillar with a circle for each day. In each circle draw what it ate.	Read The Gruffalo . Design a gruffalo and write/draw where it lives, what it eats and what it does.
Read ANZAC Ted and learn to draw ANZAC Ted using the step by step guide . Write a diary entry to tell everyone what life was like in the trenches for him.	Read The Wonky Donkey and create a Wonky Donkey from the description that is written in the book.	Read The Day the Crayons Quit . Write a letter to one of the crayons to tell it why you don't want it to quit. Write a colour poem with one of the colours e.g. Red is a strawberry. Red is the blood pumping in my veins.	Read How Maui Slowed the Sun and draw a picture of Maui taming the sun. Draw the sun with the Maori designs and add string/wool to show Maui slowing down the sun.
Read Hairy Maclary . Draw each of the dogs and write adjectives to describe them around the outside. Draw a picture of your pet and write about it.	Read I Want My Hat Back and create a hat for bear so that he won't lose it. What types of hats do people wear e.g. baker, police man, fire fighter, child, etc.	Read Where the Wild Things Are . Draw a picture showing "If I was wild I would look like..." Tell me what you would do, eat and where you would live.	Read Arnie the Doughnut and design a set of doughnuts that you would sell in a bakery. Write about the flavours and don't forget the sprinkles on top. Add arms and legs too.
Read Aliens Love Underpants and create an alien and a pair of underpants for it. Describe your alien.	Read The Easter Story . Create a piece of art to show a part of the Easter story. Create a tomb showing Jesus rising/coming out of the tomb.	Read The Cat in the Hat . Create a hat and on that hat write the words that rhyme with each other.	Read Room on the Broom . Draw a broomstick and draw the characters in the story that fit on the broom.

Junior Writing

Find an object from around the house beginning with every letter of the alphabet	Pobble 365 Daily pictures and questions to write about.	Create a prayer journal by writing a prayer each day or drawing a picture to show what you pray for.	Write a list of places you would like to go on holiday. Use a world map or Google Maps to map a journey.
Write a grocery list with your parents	Draw pictures and write a set of instructions to do a chore, make something or bake something.	Follow a set of instructions to create a piece of origami.	Hide 5 toys around your house. Create a scavenger hunt with clues for someone to find them.
Design a menu for your families dinner.	Go outside and find an interesting leaf or take a photo of something interesting in your backyard. Describe it.	Create an acrostic poem for your name and for each family members name.	Draw an imaginary animal. Now write a description about it.
Cut out letters from a magazine to spell sight words or your name. Find words to create silly sentences.	Write a thank you card to nurses, doctors, police, fire, ambulance, army, etc. to thank them for their help during this time.	When watching a movie, retell the story as a narrative. Describe the setting or the characters.	CHECK OUT THIS WEBSITE FOR A RANGE OF TASKS https://parents.education.govt.nz/primary-school/learning-and-development-at-home/ideas-to-help-with-reading-writing-and-maths/

Junior Maths

Find 2 objects in the house. Hold them in your hand. Which is heavier/lighter?	Follow a recipe, measuring out the ingredients carefully.	Find 20 objects in the house/backyard. Sort them by colour, size, shape, use, weight, etc.	Use your hands and feet to measure objects in the house. Compare which objects are bigger/smaller.
Draw a floor plan of your house. Can you measure the distances of each room with your feet or hands to see which rooms are the biggest/smallest.	Find objects that are different shapes e.g. square, triangle, circle, diamond, rectangle, cube, cuboid, prism, etc.	Make a pattern using body percussion (clap, stamp, slap, click) or objects around the house. Can you create different kinds of patterns?	Choose some at home activities from NZ Maths https://nzmaths.co.nz/maths-our-house Or Enrich https://nrch.maths.org/primary
Take a walk around the backyard. Count in 1's, 2's, 5's, 10's.	Create/draw a shape monster using 2D shapes 	Draw the shapes used for a tangram (see below). What can you make with these? Research different tangram pictures. 	CHECK OUT THIS WEBSITE FOR A RANGE OF TASKS https://parents.education.govt.nz/primary-school/learning-and-development-at-home/ideas-to-help-with-reading-writing-and-maths/
Using a pack of cards, flip the cards over and add, subtract, multiply the numbers together to practice your basic facts.	Go for a walk around the block with an adult and read the numbers on the letter boxes.	Roll a dice and identify the number. Add the numbers together. Match dominoes and identify the number or add them together.	Play a board game - roll the dice and count the squares. Play card games to practice number identification.

Junior Digital

<p><u>Get Epic:</u> Online storybooks. Can have them read aloud or can read them yourselves. Videos about topics.</p> <p>https://www.getepic.com/sign-in</p> <p>Class Code:</p>	<p><u>Studyladder:</u> Complete the maths/literacy tasks assigned to you by your teacher.</p> <p>https://www.studyladder.co.nz/login/account</p>	<p><u>Hour of Code:</u> Complete more of the coding challenges.</p> <p>https://studio.code.org/users/_sign_in</p> <p>Class code:</p> <p>Select picture/password</p>	<p>ALL USERNAMES AND PASSWORDS ARE IN YOUR CHILD'S READING JOURNAL OR WILL BE GIVEN OUT BY THEIR CLASS TEACHER</p>
<p><u>Sunshine Online:</u> Maths and reading activities that can be completed online.</p> <p>https://www.sunshineonline.co.nz/</p> <p>Username: stmaryswanganui</p> <p>Password: school</p>	<p><u>Prototec:</u> Basic facts practice.</p> <p>https://maths.prototec.co.nz/</p>	<p><u>Teach Your Monster to Read:</u> Phonics, letter sounds and sight word practice.</p> <p>http://www.teachyourmonstertoread.com</p> <p>*</p> <p>Enter your first name</p>	<p>RESOURCES FOR PARENTS:</p> <p>https://www.twinkl.co.nz/</p> <p>Enter code: NZLTWINKLHELPS for free access for 1 month</p>
<p><u>Go Noodle/Just Dance:</u></p> <p>Follow these youtube channels to get moving.</p>	<p><u>Sumdog</u></p> <p>https://www.sumdog.com/user/sign_in</p> <p>Check your username and password.</p>	<p><u>Prodigy</u></p> <p>https://www.prodigygame.com/</p> <p>Check your username and password.</p>	<p><u>Scratch Jnr</u></p> <p>https://www.scratchjr.org/learn/tips/sample-projects</p> <p>Create a scratch project. Follow the tutorials to create a coded story, game, etc.</p>

Junior Extra

Be in charge of your household recycling (reduce, reuse, recycle).	With an adult or a sibling, do some baking. Use a recipe book or online and follow each step.	Design your dream bedroom. Draw your design and add colour to it.	Build a fort out of chairs and blankets. Read books and play games in your fort.
As a whanau, complete a puzzle together or play board games, learning how to win/lose.	Using lego, building blocks create an imaginary place or design your dream home.	Imaginative play with dolls and toys.	Create an airplane out of paper. Have a competition
Design a habitat for an animal out of cardboard. Research what the animal needs.	Find some leaves in your backyard. Do some leaf rubbings.	Use Youtube Art Tutorials to learn how to draw: https://www.youtube.com/channel/UC5XMF3lnoi8R9nSI8Ch0sdQ	Build an obstacle course. Time how fast each person goes through it.
Make a time capsule: Add a newspaper, write a letter about yourself.	Learn a new skill from youtube e.g. juggling, knitting, handstands, cartwheels, etc.	Create your own board game about friendship or a topic of your choice.	Create your own dance to a song you know.
Help out your family by wedding the garden, doing chores, etc.	Find out about ANZAC. Use the 5W's + H to ask questions. Draw a poppy, write an ANZAC acrostic, make ANZAC biscuits, etc.	Read the Easter Story . Recall the events that happened. Can you draw a picture to show the different parts of the	CHECK OUT THIS WEBSITE FOR A RANGE OF TASKS https://parents.education.govt.nz/primary-school/learning-and-development-at-home/ideas-to-help-with-reading-writing-and-maths/

Senior Reading

<p>Find a novel to read. Summarise each chapter, order the events, choose 5-10 words that you can look up</p> <p>Or use this novel sheet and follow these activities.</p>	<p>Create a timeline of events to show the main events in the story.</p>	<p>Read about an event in history such as Tangiwai Disaster, Waitangi ANZAC. Create a timeline, Write 5 questions using the 5Ws+H and answer them using information you found.</p>	<p>Read about how a piece of technology has changed over the years e.g. phones, listening to music (records to mp3 players), etc. Write 5 questions using the 5W's+H and answer them using information you found.</p>
<p>Read about a natural disaster e.g. floods, volcanic eruptions, earthquakes, wildfires, tornados, etc. Write 5 questions using the 5Ws+H and answer them using information you found.</p>	<p>Choose a book you enjoy and complete any activities off this list about your book: https://www.readingrockets.org/article/103-things-do-during-or-after-reading</p>	<p>Read a story and create a sequel to it.</p>	<p>Read a story. Create a new problem, new character or new invention that would fit into the story.</p>
<p>Read a play. Use expression to become the character. Present to the play to your whanau.</p>	<p>Read to a younger sibling. Help them to sound out the tricky words. Help them to use more expression in their voice.</p>	<p>Listen to books on storylineonline Complete any of the activities attached to the books.</p>	<p>CHECK OUT THIS WEBSITE FOR A RANGE OF TASKS https://parents.education.govt.nz/primary-school/learning-and-development-at-home/ideas-to-help-with-reading-writing-and-maths/</p>

Senior Writing

Write a biography about your favourite author, sports person, actor/actress, etc.	Create a poem book using a range of poems e.g. simile poem, acrostic, shape, alliteration, haiku.	Use pobble 365 to write about a picture or complete the daily task.	Create a story jumper book online. This book can be published and brought once completed.
Write a diary about your time at home. What have you done? How are you feeling? Can you present it in a creative booklet?	Create a time capsule with newspaper articles, diary, all about you sheet, etc,	Become a reporter. What has happened during the day? Retell events that you have	Create an autobiography about your life so far. Include memories, timeline of events, goals, milestones, schooling, friends, etc.
Watch the news each day/read the paper each day. Record the 5W's + H for an article. Can you retell it in your own words using these notes.	Write a fact file /information report about an animal. Use getepic videos or national geographic website to find facts. Can you find about unusual animals such as the alligator snapping turtle?	Create a brochure for a town in NZ. Identify where it is, what things there are to do there, how to get there, etc.	CHECK OUT THIS WEBSITE FOR A RANGE OF TASKS https://parents.education.govt.nz/primary-school/learning-and-development-at-home/ideas-to-help-with-reading-writing-and-maths/
Learn some origami. Write the instructions to show how to complete it.	Create a recipe book with your favourite family recipes. Include the title, ingredients and instructions.	Create a comic. Look up a comic to see what they need: Pictures, text, speech bubbles.	Use a story starter from the website below. Create a narrative using these. Remember to use adjectives, similes, metaphors http://www.scholastic.com/teachers/story-starters/

Senior Maths

Draw the floor plan of your house. Work out the perimeter/area of each room. Use a tape measure/ruler to measure it.

Use junk mail to create a birthday party/family meal on a budget e.g. \$20, \$40, \$50 etc.

Design a theme park. How much will it be to enter? How much will each ride be? What food will they have and what will it cost? What would an adult, child and family passes cost?

Complete some sudoku puzzles online or in the local paper. Can you solve them?

Using a pack of cards, flip the cards over and add, subtract, multiply the numbers together to practice your basic facts.

Draw the shapes used for a tangram (see below). What can you make with these? Research different tangram pictures.

Have an airplane competition with your whanau. Who can through it the furthest? Measure the distance using a tape measure, an object or feet/hands.

Choose some at home activities from NZ Maths
<https://nzmaths.co.nz/maths-our-house>
 Or Enrich
<https://nrich.maths.org/primary>



Create a treasure map grid. Add in the numbers and letters like below and write a set of questions for a person to find what is at each coordinate. Coding: How do you get from 1 place to the other e.g. 2 right, north 5, etc.

Plan your dream vacation. What is the cost for a flight? Accommodation? What attractions will you visit and their cost? Try it for 2 people and for the number in your family.

Design a new playground for our school using a variety of 2D shapes (trapezium, circle, octagon, triangle, diamond, etc.)



CHECK OUT THIS WEBSITE FOR A RANGE OF TASKS
<https://parents.education.govt.nz/primary-school/learning-and-development-at-home/ideas-to-help-with-reading-writing-and-maths/>

Senior Digital

<p>Get Epic: Online storybooks. Can have them read aloud or can read them yourselves. Videos about topics.</p> <p>https://www.getepic.com/sign-in</p> <p>Class Code:</p>	<p>Studyladder: Complete the maths/literacy tasks assigned to you by your teacher.</p> <p>https://www.studyladder.co.nz/login/account</p>	<p>Hour of Code: Complete more of the coding challenges.</p> <p>https://studio.code.org/users/_sign_in</p> <p>Class code:</p> <p>Select picture/enter password</p>	<p>ALL USERNAMES AND PASSWORDS ARE IN YOUR CHILD'S READING JOURNAL</p>
<p>Sunshine Online: Maths and reading activities that can be completed online.</p> <p>https://www.sunshineonline.co.nz/</p> <p>Username: stmaryswanganui</p> <p>Password: school</p>	<p>Prototec: Basic facts practice.</p> <p>https://maths.prototec.co.nz/</p>	<p>Teach Your Monster to Read: Phonics, letter sounds and sight word practice.</p> <p>http://www.teachyourmonstertoread.com</p>	<p>RESOURCES FOR PARENTS:</p> <p>https://www.twinkl.co.nz/</p> <p>Enter code: NZLTWINKLHELPS for free access for 1 month</p>
<p>Go Noodle/Just Dance:</p> <p>Follow these youtube channels to get moving.</p>	<p>Sumdog</p> <p>https://www.sumdog.com/user/sign_in</p> <p>Check your username and password.</p>	<p>Prodigy</p> <p>https://www.prodigygame.com/</p> <p>Check your username and password.</p>	<p>Scratch</p> <p>https://scratch.mit.edu/starter-projects</p> <p>Create a scratch project. Follow the tutorials to create a coded story, game, etc.</p>

Senior Extra

Learn sign language or another language using youtube.	Try your luck at breaking out of these digital breakouts. Find the clues hidden in pictures and unlock the codes. https://sites.google.com/view/mldavidson/digital-breakouts	With an adult or a sibling, do some baking. Use a recipe book or online and follow each step.	Learn a new skill from youtube e.g. juggling, knitting, handstands, cartwheels, etc.
Find out about ANZAC. Use the 5W's + H to ask questions. Draw a poppy, write an ANZAC acrostic, make ANZAC biscuits, etc.	Use Youtube Art Tutorials to learn how to draw: https://www.youtube.com/channel/UC5XMF3lnoi8R9nSl8Ch0sdQ	Build an obstacle course. Time how fast each person goes through it.	Design your dream bedroom. Draw your design and add colour to it.
Build a fort out of chairs and blankets. Read books and play games in your fort.	Be in charge of your household recycling (reduce, reuse, recycle).	As a whanau, complete a puzzle together or play board games, learning how to win/lose.	Help out your family by wedding the garden, doing chores, etc.
Using lego, building blocks create an imaginary place or design your dream home.	Create your own dance to a song you know.	Create your own board game about friendship or a topic of your choice.	Create an airplane out of paper. Have a competition

STEM Tasks

STEM SQUARES set 1

Here is a list of all the tasks included on all 6 student choice boards

WATER

- Build a waterslide
- Design a boat that can float and hold cargo
- Shelter to protect from getting wet
- Create a working water wheel
- Build a wind powered boat
- Design a surfboard that floats
- Make a fishing rod that can wind up
- Build a submarine and test it in water

ANIMALS

- Create a habitat for a jungle animal
- Build a beaver dam
- Design a new ocean animal
- Build a zoo
- Create a model of an insect
- Build a transport container for a lion
- Design an animal adaptation
- Create a habitat for an arctic animal

WINTER

- Build a shelter to protect animals from harsh winter cold
- Make your own pair of snow shoes
- Create your own 3D snowflake
- Design a structure using ice cubes
- Build a ski jump and test it with a small ball
- Build a ski lift
- Design a course for a bob sled
- Design and create a dog sled that can be pulled along

SUMMER

- Shelter to protect animals from harsh sunlight
- Design an invention to launch water balloons
- Design a way to keep cool
- Make a boat that can hold 6 people
- Design a habitat for an animal that lives in the desert
- Build a suspension bridge like the Golden Gate Bridge
- Build a model of a river system
- Build a model of a lake house

RECYCLING

- Use recycled materials to build a car
- Using newspaper create an alternative to a plastic bag
- Use old newspapers to create an artwork
- Make your own paper using pieces of scrap paper
- create a mobile with shiny materials that will scare away birds
- Create a plant pot holder with recycled materials
- Build a castle with recycled materials
- Make a game using recycled materials

NATURE

- Create a maze with stones
- Build a nest of sticks
- Collect and compare 10 stones
- Create a shelter using materials from nature
- Build a tower using rocks
- Create an artwork using leaves
- Design something to protect a young tree
- Create a pattern using items from nature

**48 DIFFERENT
CHOICES**

copyright 2018 Curiosity and the Hungry Mind

MAKER BOX CARDS

Build a
zoo

Use
recycled
materials to
build a car

Build a castle
using
recycled
materials

copyright 2018 Curiosity and the Hungry Mind

MAKER BOX CARDS

Create a
habitat for
an arctic
animal

Build a
submarine.
Test it in
water

Design a
truck and
trailer

copyright 2018 Curiosity and the Hungry Mind

MAKER BOX CARDS

Build a
water slide

Engineer a
zip line to
deliver a
parcel

Design the
control panel
of a space
craft
(explain all
the buttons)

copyright 2018 Curiosity and the Hungry Mind